


Summary Institution-Level Pass Rate Data: *Alternative Teacher Preparation Program Within IHE*


		HEOA - Title II 2023 - 2024 Academic Year				
Institution Name		University of Tennessee Martin				
Institution Code		1844				
State		Tennessee				
						<i>April 4, 2025</i>
				Statewide		
Group	Number Taking Assessment¹	Number Passing Assessment²	Institutional Pass Rate	Number Taking Assessment¹	Number Passing Assessment²	Statewide Pass Rate
All program completers, 2023-24	41	33	80%	637	579	91%
All program completers, 2022-23	66	54	82%	733	649	89%
All program completers, 2021-22	58	48	83%	469	436	93%

Note: In cases where there are less than ten students taking the assessment or license/certificate, the number passing and pass rate are not reported.

¹ Number of completers taking one or more assessments within their area of specialization.

² Summary level "Number Taking Assessment" may differ from assessment level "Number Taking Assessment" because each student is counted once at the summary level but may be counted in multiple assessments at the assessment level.


Single Assessment Institution-Level Pass Rate Data: Alternative Teacher Preparation Program Within IHE

	HEOA - Title II 2023 - 2024 Academic Year
	Institution Name University of Tennessee Martin
	Institution Code 1844
	State Tennessee

April 4, 2025

Assessment Information ¹	Group	Number Taking Assessment	Number Passing Assessment	Institutional Pass Rate	Institutional Average Scaled Score	Assessment Cut Score ²	Statewide				
							Number Taking Assessment	Number Passing Assessment	Statewide Pass Rate	Statewide Average Scaled Score	
AGRICULTURE (5701) Test Company: ETS Score Range: 100-200	All enrolled students who have completed all nonclinical courses, 2023-24										
	Other enrolled students, 2023-24	1				147	3				
	All program completers, 2023-24	3				147	6				
	All program completers, 2022-23	2				147	8				
	All program completers, 2021-22	3				147	5				
AMERICAN SIGN LANGUAGE PROFICIENCY INTERVIEW ASLPI (0634) Test Company: ETS Score Range: 100-200	All enrolled students who have completed all nonclinical courses, 2023-24										
	Other enrolled students, 2023-24										
	All program completers, 2023-24										
	All program completers, 2022-23						1				
	All program completers, 2021-22										
ART CONTENT AND ANALYSIS (5135) Test Company: ETS Score Range: 100-200	All enrolled students who have completed all nonclinical courses, 2023-24						5				
	Other enrolled students, 2023-24						21	15	71%	163	
	All program completers, 2023-24						10	8	80%	168	
	All program completers, 2022-23						17	17	100%	172	
	All program completers, 2021-22						11	10	91%	170	
BIOLOGY CONTENT KNOWLEDGE (0235) Test Company: ETS Score Range: 100-200	All enrolled students who have completed all nonclinical courses, 2023-24										
	Other enrolled students, 2023-24	1				148	21	18	86%	161	
	All program completers, 2023-24	2				148	28	28	100%	159	
	All program completers, 2022-23	4				148	48	47	98%	162	
	All program completers, 2021-22						29	29	100%	162	


Single Assessment Institution-Level Pass Rate Data: Alternative Teacher Preparation Program Within IHE

	HEOA - Title II 2023 - 2024 Academic Year
	Institution Name University of Tennessee Martin
	Institution Code 1844
	State Tennessee

April 4, 2025

Assessment Information ¹	Group	Number Taking Assessment	Number Passing Assessment	Institutional Pass Rate	Institutional Average Scaled Score	Assessment Cut Score ²	Statewide				
							Number Taking Assessment	Number Passing Assessment	Statewide Pass Rate	Statewide Average Scaled Score	
BIOLOGY (5236) Test Company: ETS Score Range: 100-200	All enrolled students who have completed all nonclinical courses, 2023-24										
	Other enrolled students, 2023-24	1				154	13	7	54%	144	
	All program completers, 2023-24						2				
	All program completers, 2022-23										
	All program completers, 2021-22										
BUSINESS ED CONTENT KNOWLEDGE (5101) Test Company: ETS Score Range: 100-200	All enrolled students who have completed all nonclinical courses, 2023-24										
	Other enrolled students, 2023-24	4				154	12	12	100%	172	
	All program completers, 2023-24	2				154	10	9	90%	166	
	All program completers, 2022-23	4				154	17	17	100%	171	
	All program completers, 2021-22	1				154	14	14	100%	171	
CHEMISTRY CONTENT KNOWLEDGE (0245) Test Company: ETS Score Range: 100-200	All enrolled students who have completed all nonclinical courses, 2023-24										
	Other enrolled students, 2023-24						4				
	All program completers, 2023-24						5				
	All program completers, 2022-23						16	15	94%	169	
	All program completers, 2021-22						5				
CHEMISTRY (5246) Test Company: ETS Score Range: 100-200	All enrolled students who have completed all nonclinical courses, 2023-24										
	Other enrolled students, 2023-24						3				
	All program completers, 2023-24										
	All program completers, 2022-23										
	All program completers, 2021-22										

Single Assessment Institution-Level Pass Rate Data: *Alternative Teacher Preparation Program Within IHE*


	HEOA - Title II 2023 - 2024 Academic Year
	Institution Name
	Institution Code
	State

University of Tennessee Martin
1844
Tennessee

April 4, 2025

Assessment Information ¹	Group	Number Taking Assessment	Number Passing Assessment	Institutional Pass Rate	Institutional Average Scaled Score	Assessment Cut Score ²	Statewide			
							Number Taking Assessment	Number Passing Assessment	Statewide Pass Rate	Statewide Average Scaled Score
EARLY CHILDHOOD EDUCATION (5025) Test Company: ETS Score Range: 100-200	All enrolled students who have completed all nonclinical courses, 2023-24	1				156	6			
	Other enrolled students, 2023-24	1				156	47	45	96%	170
	All program completers, 2023-24						27	27	100%	167
	All program completers, 2022-23						17	15	88%	164
	All program completers, 2021-22						11	11	100%	176
EARTH AND SPACE SCIENCES - CK (5571) Test Company: ETS Score Range: 100-200	All enrolled students who have completed all nonclinical courses, 2023-24									
	Other enrolled students, 2023-24						1			
	All program completers, 2023-24									
	All program completers, 2022-23									
	All program completers, 2021-22									
EARTH AND SPACE SCIENCES (5572) Test Company: ETS Score Range: 100-200	All enrolled students who have completed all nonclinical courses, 2023-24									
	Other enrolled students, 2023-24						1			
	All program completers, 2023-24									
	All program completers, 2022-23									
	All program completers, 2021-22									
ECONOMICS (5911) Test Company: ETS Score Range: 100-200	All enrolled students who have completed all nonclinical courses, 2023-24									
	Other enrolled students, 2023-24	1				150	1			
	All program completers, 2023-24						2			
	All program completers, 2022-23						5			
	All program completers, 2021-22									


Single Assessment Institution-Level Pass Rate Data: Alternative Teacher Preparation Program Within IHE

	HEOA - Title II 2023 - 2024 Academic Year
	Institution Name University of Tennessee Martin
	Institution Code 1844
	State Tennessee

April 4, 2025

Assessment Information ¹	Group	Number Taking Assessment	Number Passing Assessment	Institutional Pass Rate	Institutional Average Scaled Score	Assessment Cut Score ²	Statewide			
							Number Taking Assessment	Number Passing Assessment	Statewide Pass Rate	Statewide Average Scaled Score
EDUCATION OF YOUNG CHILDREN (5024) Test Company: ETS Score Range: 100-200	All enrolled students who have completed all nonclinical courses, 2023-24	1				160	3			
	Other enrolled students, 2023-24	1				160	14	9	64%	165
	All program completers, 2023-24						16	15	94%	168
	All program completers, 2022-23						14	13	93%	166
	All program completers, 2021-22						9			
ELEM ED CONTENT KNOWLEDGE (5018) Test Company: ETS Score Range: 100-200	All enrolled students who have completed all nonclinical courses, 2023-24									
	Other enrolled students, 2023-24									
	All program completers, 2023-24									
	All program completers, 2022-23									
	All program completers, 2021-22						14	10	71%	164
ELEM ED CURR INSTRUC ASSESSMENT (5017) Test Company: ETS Score Range: 100-200	All enrolled students who have completed all nonclinical courses, 2023-24									
	Other enrolled students, 2023-24									
	All program completers, 2023-24									
	All program completers, 2022-23									
	All program completers, 2021-22						3			
ELEM ED MULTI SUBJ MATHEMATICS (5003) Test Company: ETS Score Range: 100-200	All enrolled students who have completed all nonclinical courses, 2023-24	2				157	25	21	84%	173
	Other enrolled students, 2023-24	5				157	225	204	91%	173
	All program completers, 2023-24	8				157	138	136	99%	176
	All program completers, 2022-23	15	15	100%	169	157	111	107	96%	175
	All program completers, 2021-22	5				157	61	58	95%	175


Single Assessment Institution-Level Pass Rate Data: Alternative Teacher Preparation Program Within IHE

	HEOA - Title II 2023 - 2024 Academic Year
	Institution Name University of Tennessee Martin
	Institution Code 1844
	State Tennessee

April 4, 2025

Assessment Information ¹	Group	Number Taking Assessment	Number Passing Assessment	Institutional Pass Rate	Institutional Average Scaled Score	Assessment Cut Score ²	Statewide			
							Number Taking Assessment	Number Passing Assessment	Statewide Pass Rate	Statewide Average Scaled Score
ELEM ED MULTI SUBJ READING LANG ARTS (5002) Test Company: ETS Score Range: 100-200	All enrolled students who have completed all nonclinical courses, 2023-24	2				157	25	23	92%	170
	Other enrolled students, 2023-24	5				157	239	209	87%	170
	All program completers, 2023-24	8				157	138	137	99%	173
	All program completers, 2022-23	15	15	100%	168	157	111	109	98%	173
	All program completers, 2021-22	5				157	61	61	100%	173
ELEM ED MULTI SUBJ SCIENCES (5005) Test Company: ETS Score Range: 100-200	All enrolled students who have completed all nonclinical courses, 2023-24	2				159	25	21	84%	172
	Other enrolled students, 2023-24	5				159	236	206	87%	172
	All program completers, 2023-24	8				159	139	136	98%	174
	All program completers, 2022-23	15	15	100%	170	159	112	108	96%	171
	All program completers, 2021-22	5				159	60	59	98%	174
ELEM ED MULTI SUBJ SOCIAL STUDIES (5004) Test Company: ETS Score Range: 100-200	All enrolled students who have completed all nonclinical courses, 2023-24	2				155	25	20	80%	168
	Other enrolled students, 2023-24	5				155	224	203	91%	171
	All program completers, 2023-24	8				155	139	137	99%	173
	All program completers, 2022-23	15	15	100%	167	155	111	108	97%	170
	All program completers, 2021-22	5				155	60	58	97%	171
ENGLISH LANGUAGE ARTS: CK (5038) Test Company: ETS Score Range: 100-200	All enrolled students who have completed all nonclinical courses, 2023-24	2				167	9			
	Other enrolled students, 2023-24	4				167	76	67	88%	176
	All program completers, 2023-24	4				167	69	67	97%	178
	All program completers, 2022-23	8				167	80	78	98%	179
	All program completers, 2021-22	1				167	43	43	100%	178


Single Assessment Institution-Level Pass Rate Data: Alternative Teacher Preparation Program Within IHE

	HEOA - Title II 2023 - 2024 Academic Year
	Institution Name University of Tennessee Martin
	Institution Code 1844
	State Tennessee

April 4, 2025

Assessment Information ¹	Group	Number Taking Assessment	Number Passing Assessment	Institutional Pass Rate	Institutional Average Scaled Score	Assessment Cut Score ²	Statewide			
							Number Taking Assessment	Number Passing Assessment	Statewide Pass Rate	Statewide Average Scaled Score
ENGLISH TO SPEAKERS OF OTHER LANGUAGES (5362) Test Company: ETS Score Range: 100-200	All enrolled students who have completed all nonclinical courses, 2023-24						6			
	Other enrolled students, 2023-24						39	37	95%	172
	All program completers, 2023-24						39	39	100%	175
	All program completers, 2022-23						37	37	100%	173
	All program completers, 2021-22						28	28	100%	175
FAMILY AND CONSUMER SCIENCES (5122) Test Company: ETS Score Range: 100-200	All enrolled students who have completed all nonclinical courses, 2023-24									
	Other enrolled students, 2023-24	2				153	3			
	All program completers, 2023-24						1			
	All program completers, 2022-23						1			
	All program completers, 2021-22	1				153	1			
FRENCH WORLD LANGUAGE (5174) Test Company: ETS Score Range: 100-200	All enrolled students who have completed all nonclinical courses, 2023-24									
	Other enrolled students, 2023-24									
	All program completers, 2023-24						1			
	All program completers, 2022-23						4			
	All program completers, 2021-22						3			
GEOGRAPHY (5921) Test Company: ETS Score Range: 100-200	All enrolled students who have completed all nonclinical courses, 2023-24									
	Other enrolled students, 2023-24									
	All program completers, 2023-24									
	All program completers, 2022-23	1				149	1			
	All program completers, 2021-22									

Single Assessment Institution-Level Pass Rate Data: Alternative Teacher Preparation Program Within IHE


	HEOA - Title II 2023 - 2024 Academic Year
	Institution Name
	Institution Code
	State

University of Tennessee Martin
1844
Tennessee

April 4, 2025

Assessment Information ¹	Group	Number Taking Assessment	Number Passing Assessment	Institutional Pass Rate	Institutional Average Scaled Score	Assessment Cut Score ²	Statewide			
							Number Taking Assessment	Number Passing Assessment	Statewide Pass Rate	Statewide Average Scaled Score
GERMAN WORLD LANGUAGE (5183) Test Company: ETS Score Range: 100-200	All enrolled students who have completed all nonclinical courses, 2023-24									
	Other enrolled students, 2023-24									
	All program completers, 2023-24						2			
	All program completers, 2022-23									
	All program completers, 2021-22									
GOVERNMENT POLITICAL SCIENCE (5931) Test Company: ETS Score Range: 100-200	All enrolled students who have completed all nonclinical courses, 2023-24									
	Other enrolled students, 2023-24						3			
	All program completers, 2023-24	2				149	3			
	All program completers, 2022-23	1				149	2			
	All program completers, 2021-22						2			
HEALTH AND PE (5857) Test Company: ETS Score Range: 100-200	All enrolled students who have completed all nonclinical courses, 2023-24									
	Other enrolled students, 2023-24						1			
	All program completers, 2023-24									
	All program completers, 2022-23									
	All program completers, 2021-22									
HEALTH EDUCATION (5551) Test Company: ETS Score Range: 100-200	All enrolled students who have completed all nonclinical courses, 2023-24	1				144	2			
	Other enrolled students, 2023-24						3			
	All program completers, 2023-24						6			
	All program completers, 2022-23						8			
	All program completers, 2021-22						2			


Single Assessment Institution-Level Pass Rate Data: Alternative Teacher Preparation Program Within IHE

	HEOA - Title II 2023 - 2024 Academic Year
	Institution Name University of Tennessee Martin
	Institution Code 1844
	State Tennessee

April 4, 2025

Assessment Information ¹	Group	Number Taking Assessment	Number Passing Assessment	Institutional Pass Rate	Institutional Average Scaled Score	Assessment Cut Score ²	Statewide			
							Number Taking Assessment	Number Passing Assessment	Statewide Pass Rate	Statewide Average Scaled Score
LATIN (5601) Test Company: ETS Score Range: 100-200	All enrolled students who have completed all nonclinical courses, 2023-24									
	Other enrolled students, 2023-24						2			
	All program completers, 2023-24						1			
	All program completers, 2022-23						2			
	All program completers, 2021-22									
LIBRARY MEDIA SPECIALIST (5311) Test Company: ETS Score Range: 100-200	All enrolled students who have completed all nonclinical courses, 2023-24									
	Other enrolled students, 2023-24						7			
	All program completers, 2023-24						9			
	All program completers, 2022-23						9			
	All program completers, 2021-22						5			
MARKETING EDUCATION (5561) Test Company: ETS Score Range: 100-200	All enrolled students who have completed all nonclinical courses, 2023-24									
	Other enrolled students, 2023-24						1			
	All program completers, 2023-24						1			
	All program completers, 2022-23						2			
	All program completers, 2021-22						2			
MATHEMATICS CONTENT KNOWLEDGE (5161) Test Company: ETS Score Range: 100-200	All enrolled students who have completed all nonclinical courses, 2023-24									
	Other enrolled students, 2023-24						7			
	All program completers, 2023-24	3				160	14	11	79%	174
	All program completers, 2022-23	1				160	33	30	91%	172
	All program completers, 2021-22	1				160	23	21	91%	165


Single Assessment Institution-Level Pass Rate Data: Alternative Teacher Preparation Program Within IHE

	HEOA - Title II 2023 - 2024 Academic Year
	Institution Name University of Tennessee Martin
	Institution Code 1844
	State Tennessee

April 4, 2025

Assessment Information ¹	Group	Number Taking Assessment	Number Passing Assessment	Institutional Pass Rate	Institutional Average Scaled Score	Assessment Cut Score ²	Statewide			
							Number Taking Assessment	Number Passing Assessment	Statewide Pass Rate	Statewide Average Scaled Score
MATHEMATICS (5165) Test Company: ETS Score Range: 100-200	All enrolled students who have completed all nonclinical courses, 2023-24	1				159	4			
	Other enrolled students, 2023-24	2				159	37	31	84%	170
	All program completers, 2023-24						21	19	90%	172
	All program completers, 2022-23						5			
	All program completers, 2021-22									
MIDDLE SCHOOL ENG LANG ARTS (5047) Test Company: ETS Score Range: 100-200	All enrolled students who have completed all nonclinical courses, 2023-24									
	Other enrolled students, 2023-24						10	4	40%	153
	All program completers, 2023-24						5			
	All program completers, 2022-23	1				164	8			
	All program completers, 2021-22						2			
MIDDLE SCHOOL MATHEMATICS (5164) Test Company: ETS Score Range: 100-200	All enrolled students who have completed all nonclinical courses, 2023-24						4			
	Other enrolled students, 2023-24	3				157	30	27	90%	166
	All program completers, 2023-24						8			
	All program completers, 2022-23									
	All program completers, 2021-22									
MIDDLE SCHOOL MATHEMATICS (5169) Test Company: ETS Score Range: 100-200	All enrolled students who have completed all nonclinical courses, 2023-24						2			
	Other enrolled students, 2023-24									
	All program completers, 2023-24	2				165	12	12	100%	175
	All program completers, 2022-23	1				165	27	27	100%	174
	All program completers, 2021-22	1				165	12	12	100%	174


Single Assessment Institution-Level Pass Rate Data: *Alternative Teacher Preparation Program Within IHE*

	HEOA - Title II 2023 - 2024 Academic Year
	Institution Name University of Tennessee Martin
	Institution Code 1844
	State Tennessee

April 4, 2025

Assessment Information ¹	Group	Number Taking Assessment	Number Passing Assessment	Institutional Pass Rate	Institutional Average Scaled Score	Assessment Cut Score ²	Statewide			
							Number Taking Assessment	Number Passing Assessment	Statewide Pass Rate	Statewide Average Scaled Score
MIDDLE SCHOOL SCIENCE (5440) Test Company: ETS Score Range: 100-200	All enrolled students who have completed all nonclinical courses, 2023-24									
	Other enrolled students, 2023-24						1			
	All program completers, 2023-24						1			
	All program completers, 2022-23	2				150	11	11	100%	164
	All program completers, 2021-22						5			
MIDDLE SCHOOL SCIENCE (5442) Test Company: ETS Score Range: 100-200	All enrolled students who have completed all nonclinical courses, 2023-24						2			
	Other enrolled students, 2023-24	2				152	18	16	89%	162
	All program completers, 2023-24	2				152	7			
	All program completers, 2022-23	2				152	6			
	All program completers, 2021-22									
MIDDLE SCHOOL SOCIAL STUDIES (5089) Test Company: ETS Score Range: 100-200	All enrolled students who have completed all nonclinical courses, 2023-24									
	Other enrolled students, 2023-24	2				146	9			
	All program completers, 2023-24	2				146	4			
	All program completers, 2022-23	3				146	6			
	All program completers, 2021-22	1				146	4			
MUSIC CONTENT & INSTRUCTION (5114) Test Company: ETS Score Range: 100-200	All enrolled students who have completed all nonclinical courses, 2023-24						2			
	Other enrolled students, 2023-24						3			
	All program completers, 2023-24						8			
	All program completers, 2022-23						5			
	All program completers, 2021-22						5			


Single Assessment Institution-Level Pass Rate Data: Alternative Teacher Preparation Program Within IHE

	HEOA - Title II 2023 - 2024 Academic Year
	Institution Name University of Tennessee Martin
	Institution Code 1844
	State Tennessee

April 4, 2025

Assessment Information ¹	Group	Number Taking Assessment	Number Passing Assessment	Institutional Pass Rate	Institutional Average Scaled Score	Assessment Cut Score ²	Statewide			
							Number Taking Assessment	Number Passing Assessment	Statewide Pass Rate	Statewide Average Scaled Score
MUSIC: INSTRUMENTAL AND GENERAL KNOWLEDGE (5115) Test Company: ETS Score Range: 100-200	All enrolled students who have completed all nonclinical courses, 2023-24									
	Other enrolled students, 2023-24									
	All program completers, 2023-24						1			
	All program completers, 2022-23						1			
	All program completers, 2021-22									
MUSIC: VOCAL AND GENERAL KNOWLEDGE (5116) Test Company: ETS Score Range: 100-200	All enrolled students who have completed all nonclinical courses, 2023-24									
	Other enrolled students, 2023-24						1			
	All program completers, 2023-24						1			
	All program completers, 2022-23									
	All program completers, 2021-22									
PHYSICAL ED CONTENT AND DESIGN (5095) Test Company: ETS Score Range: 100-200	All enrolled students who have completed all nonclinical courses, 2023-24						5			
	Other enrolled students, 2023-24						19	14	74%	169
	All program completers, 2023-24						26	25	96%	172
	All program completers, 2022-23						37	34	92%	170
	All program completers, 2021-22						9			
PHYSICAL ED CONTENT KNOWLEDGE (5091) Test Company: ETS Score Range: 100-200	All enrolled students who have completed all nonclinical courses, 2023-24	1				152	6			
	Other enrolled students, 2023-24						20	17	85%	155
	All program completers, 2023-24						5			
	All program completers, 2022-23						1			
	All program completers, 2021-22									


Single Assessment Institution-Level Pass Rate Data: Alternative Teacher Preparation Program Within IHE

	HEOA - Title II 2023 - 2024 Academic Year
	Institution Name University of Tennessee Martin
	Institution Code 1844
	State Tennessee

April 4, 2025

Assessment Information ¹	Group	Number Taking Assessment	Number Passing Assessment	Institutional Pass Rate	Institutional Average Scaled Score	Assessment Cut Score ²	Statewide			
							Number Taking Assessment	Number Passing Assessment	Statewide Pass Rate	Statewide Average Scaled Score
PHYSICS CONTENT KNOWLEDGE (5265) Test Company: ETS Score Range: 100-200	All enrolled students who have completed all nonclinical courses, 2023-24									
	Other enrolled students, 2023-24									
	All program completers, 2023-24									
	All program completers, 2022-23						1			
	All program completers, 2021-22						1			
PRINC LEARNING AND TEACHING 5-9 (5623) Test Company: ETS Score Range: 100-200	All enrolled students who have completed all nonclinical courses, 2023-24						1			
	Other enrolled students, 2023-24	1				160	3			
	All program completers, 2023-24						1			
	All program completers, 2022-23						3			
	All program completers, 2021-22	2				160	7			
PRINC LEARNING AND TEACHING 7-12 (5624) Test Company: ETS Score Range: 100-200	All enrolled students who have completed all nonclinical courses, 2023-24						3			
	Other enrolled students, 2023-24						16	16	100%	177
	All program completers, 2023-24	3				157	19	16	84%	171
	All program completers, 2022-23	11	7	64%	160	157	35	29	83%	171
	All program completers, 2021-22	41	33	80%	165	157	85	77	91%	171
PRINC LEARNING AND TEACHING EARLY CHILD (5621) Test Company: ETS Score Range: 100-200	All enrolled students who have completed all nonclinical courses, 2023-24									
	Other enrolled students, 2023-24						1			
	All program completers, 2023-24						1			
	All program completers, 2022-23						5			
	All program completers, 2021-22						4			


Single Assessment Institution-Level Pass Rate Data: Alternative Teacher Preparation Program Within IHE

	HEOA - Title II 2023 - 2024 Academic Year
	Institution Name University of Tennessee Martin
	Institution Code 1844
	State Tennessee

April 4, 2025

Assessment Information ¹	Group	Number Taking Assessment	Number Passing Assessment	Institutional Pass Rate	Institutional Average Scaled Score	Assessment Cut Score ²	Statewide			
							Number Taking Assessment	Number Passing Assessment	Statewide Pass Rate	Statewide Average Scaled Score
PRINC LEARNING AND TEACHING K-6 (5622) Test Company: ETS Score Range: 100-200	All enrolled students who have completed all nonclinical courses, 2023-24						2			
	Other enrolled students, 2023-24						10	9	90%	171
	All program completers, 2023-24	1				160	7			
	All program completers, 2022-23	4				160	14	14	100%	177
	All program completers, 2021-22	5				160	19	18	95%	175
PSYCHOLOGY (5391) Test Company: ETS Score Range: 100-200	All enrolled students who have completed all nonclinical courses, 2023-24									
	Other enrolled students, 2023-24						3			
	All program completers, 2023-24									
	All program completers, 2022-23									
	All program completers, 2021-22						2			
SCHOOL LIBRARIAN (5312) Test Company: ETS Score Range: 100-200	All enrolled students who have completed all nonclinical courses, 2023-24						1			
	Other enrolled students, 2023-24						5			
	All program completers, 2023-24									
	All program completers, 2022-23									
	All program completers, 2021-22									
SE CK AND MILD TO MODERATE APPL (5543) Test Company: ETS Score Range: 100-200	All enrolled students who have completed all nonclinical courses, 2023-24						13	13	100%	169
	Other enrolled students, 2023-24	3				158	195	187	96%	167
	All program completers, 2023-24	6				158	96	96	100%	172
	All program completers, 2022-23	9				158	79	78	99%	170
	All program completers, 2021-22	5				158	85	84	99%	171


Single Assessment Institution-Level Pass Rate Data: Alternative Teacher Preparation Program Within IHE

	HEOA - Title II 2023 - 2024 Academic Year
	Institution Name University of Tennessee Martin
	Institution Code 1844
	State Tennessee

April 4, 2025

Assessment Information ¹	Group	Number Taking Assessment	Number Passing Assessment	Institutional Pass Rate	Institutional Average Scaled Score	Assessment Cut Score ²	Statewide			
							Number Taking Assessment	Number Passing Assessment	Statewide Pass Rate	Statewide Average Scaled Score
SE CK AND SEVERE TO PROF APPL (5545) Test Company: ETS Score Range: 100-200	All enrolled students who have completed all nonclinical courses, 2023-24						9			
	Other enrolled students, 2023-24						57	56	98%	172
	All program completers, 2023-24						22	22	100%	173
	All program completers, 2022-23						36	36	100%	174
	All program completers, 2021-22						18	18	100%	176
SE CORE KNOWLEDGE & APPLICATIONS (5354) Test Company: ETS Score Range: 100-200	All enrolled students who have completed all nonclinical courses, 2023-24									
	Other enrolled students, 2023-24						2			
	All program completers, 2023-24						1			
	All program completers, 2022-23						2			
	All program completers, 2021-22						1			
SE: EARLY CHILDHOOD EARLY INTERVENTION (5692) Test Company: ETS Score Range: 100-200	All enrolled students who have completed all nonclinical courses, 2023-24									
	Other enrolled students, 2023-24						10	10	100%	171
	All program completers, 2023-24									
	All program completers, 2022-23									
	All program completers, 2021-22									
SE: PRESCHOOL EARLY CHILDHOOD (5691) Test Company: ETS Score Range: 100-200	All enrolled students who have completed all nonclinical courses, 2023-24									
	Other enrolled students, 2023-24						12	12	100%	168
	All program completers, 2023-24						7			
	All program completers, 2022-23						3			
	All program completers, 2021-22						1			


Single Assessment Institution-Level Pass Rate Data: *Alternative Teacher Preparation Program Within IHE*

	HEOA - Title II 2023 - 2024 Academic Year
	Institution Name University of Tennessee Martin
	Institution Code 1844
	State Tennessee

April 4, 2025

Assessment Information ¹	Group	Number Taking Assessment	Number Passing Assessment	Institutional Pass Rate	Institutional Average Scaled Score	Assessment Cut Score ²	Statewide			
							Number Taking Assessment	Number Passing Assessment	Statewide Pass Rate	Statewide Average Scaled Score
SOCIOLOGY (5952) Test Company: ETS Score Range: 100-200	All enrolled students who have completed all nonclinical courses, 2023-24									
	Other enrolled students, 2023-24									
	All program completers, 2023-24						1			
	All program completers, 2022-23									
	All program completers, 2021-22						1			
SPANISH WORLD LANGUAGE (5195) Test Company: ETS Score Range: 100-200	All enrolled students who have completed all nonclinical courses, 2023-24	1				163	1			
	Other enrolled students, 2023-24						20	13	65%	165
	All program completers, 2023-24	1				163	12	10	83%	174
	All program completers, 2022-23						18	15	83%	172
	All program completers, 2021-22						3			
SPEECH COMMUNICATION: CK (5221) Test Company: ETS Score Range: 100-200	All enrolled students who have completed all nonclinical courses, 2023-24						1			
	Other enrolled students, 2023-24									
	All program completers, 2023-24									
	All program completers, 2022-23									
	All program completers, 2021-22									
TEACHING READING: ELEM EDUCATION (5203) Test Company: ETS Score Range: 100-200	All enrolled students who have completed all nonclinical courses, 2023-24									
	Other enrolled students, 2023-24									
	All program completers, 2023-24									
	All program completers, 2022-23						5			
	All program completers, 2021-22	3				162	21	20	95%	174


Single Assessment Institution-Level Pass Rate Data: Alternative Teacher Preparation Program Within IHE

	HEOA - Title II 2023 - 2024 Academic Year
	Institution Name University of Tennessee Martin
	Institution Code 1844
	State Tennessee

April 4, 2025

Assessment Information ¹	Group	Number Taking Assessment	Number Passing Assessment	Institutional Pass Rate	Institutional Average Scaled Score	Assessment Cut Score ²	Statewide			
							Number Taking Assessment	Number Passing Assessment	Statewide Pass Rate	Statewide Average Scaled Score
TEACHING READING: ELEMENTARY (5205) Test Company: ETS Score Range: 100-200	All enrolled students who have completed all nonclinical courses, 2023-24	3				159	37	27	73%	164
	Other enrolled students, 2023-24	6				159	169	94	56%	160
	All program completers, 2023-24	17	15	88%	168	159	255	238	93%	169
	All program completers, 2022-23	29	25	86%	166	159	264	244	92%	168
	All program completers, 2021-22	9				159	164	157	96%	169
THEATRE (5641) Test Company: ETS Score Range: 100-200	All enrolled students who have completed all nonclinical courses, 2023-24						2			
	Other enrolled students, 2023-24						4			
	All program completers, 2023-24						4			
	All program completers, 2022-23						5			
	All program completers, 2021-22						3			
WORLD AND U.S. HISTORY CK (5941) Test Company: ETS Score Range: 100-200	All enrolled students who have completed all nonclinical courses, 2023-24						3			
	Other enrolled students, 2023-24	1				157	47	35	74%	163
	All program completers, 2023-24	1				157	34	31	91%	167
	All program completers, 2022-23	7				157	40	36	90%	165
	All program completers, 2021-22	1				157	34	32	94%	164
EDTPA: AGRICULTURAL EDUCATION (TPA0100) Test Company: E.S. Pearson* Score Range: 15-75	All enrolled students who have completed all nonclinical courses, 2023-24									
	Other enrolled students, 2023-24									
	All program completers, 2023-24									
	All program completers, 2022-23						2			
	All program completers, 2021-22	2				40	4			

Single Assessment Institution-Level Pass Rate Data: Alternative Teacher Preparation Program Within IHE


	HEOA - Title II 2023 - 2024 Academic Year
	Institution Name
	Institution Code
	State

University of Tennessee Martin
1844
Tennessee

April 4, 2025

Assessment Information ¹	Group	Number Taking Assessment	Number Passing Assessment	Institutional Pass Rate	Institutional Average Scaled Score	Assessment Cut Score ²	Statewide			
							Number Taking Assessment	Number Passing Assessment	Statewide Pass Rate	Statewide Average Scaled Score
EDTPA: BUSINESS EDUCATION (TPA0102) Test Company: E.S. Pearson* Score Range: 15-75	All enrolled students who have completed all nonclinical courses, 2023-24									
	Other enrolled students, 2023-24									
	All program completers, 2023-24									
	All program completers, 2022-23	2				40	10	10	100%	47
	All program completers, 2021-22						14	14	100%	43
EDTPA: CLASSICAL LANGUAGES (TPA0104) Test Company: E.S. Pearson* Score Range: 13-65	All enrolled students who have completed all nonclinical courses, 2023-24									
	Other enrolled students, 2023-24									
	All program completers, 2023-24									
	All program completers, 2022-23						2			
	All program completers, 2021-22									
EDTPA: EARLY CHILDHOOD (TPA0014) Test Company: E.S. Pearson* Score Range: 15-75	All enrolled students who have completed all nonclinical courses, 2023-24	1				40	2			
	Other enrolled students, 2023-24						1			
	All program completers, 2023-24						4			
	All program completers, 2022-23						5			
	All program completers, 2021-22						3			
EDTPA: ELEM ED LITERACY WITH MATHEMATICS TASK 4 (TPA0110) Test Company: E.S. Pearson* Score Range: 18-90	All enrolled students who have completed all nonclinical courses, 2023-24									
	Other enrolled students, 2023-24									
	All program completers, 2023-24						2			
	All program completers, 2022-23						2			
	All program completers, 2021-22						2			

Single Assessment Institution-Level Pass Rate Data: Alternative Teacher Preparation Program Within IHE


	HEOA - Title II 2023 - 2024 Academic Year
	Institution Name
	Institution Code
	State

University of Tennessee Martin
1844
Tennessee

April 4, 2025

Assessment Information ¹	Group	Number Taking Assessment	Number Passing Assessment	Institutional Pass Rate	Institutional Average Scaled Score	Assessment Cut Score ²	Statewide			
							Number Taking Assessment	Number Passing Assessment	Statewide Pass Rate	Statewide Average Scaled Score
EDTPA: ELEMENTARY LITERACY (TPA0001) Test Company: E.S. Pearson* Score Range: 15-75	All enrolled students who have completed all nonclinical courses, 2023-24	1				40	1			
	Other enrolled students, 2023-24						1			
	All program completers, 2023-24						15	15	100%	47
	All program completers, 2022-23	2				40	32	29	91%	45
	All program completers, 2021-22	3				40	30	30	100%	46
EDTPA: ELEMENTARY MATHEMATICS (TPA0002) Test Company: E.S. Pearson* Score Range: 15-75	All enrolled students who have completed all nonclinical courses, 2023-24									
	Other enrolled students, 2023-24						2			
	All program completers, 2023-24						5			
	All program completers, 2022-23	1				40	7			
	All program completers, 2021-22						23	23	100%	44
EDTPA: ENGLISH AS AN ADDITIONAL LANGUAGE (TPA0115) Test Company: E.S. Pearson* Score Range: 15-75	All enrolled students who have completed all nonclinical courses, 2023-24						1			
	Other enrolled students, 2023-24						1			
	All program completers, 2023-24						2			
	All program completers, 2022-23						14	13	93%	47
	All program completers, 2021-22						22	22	100%	47
EDTPA: HEALTH EDUCATION (TPA0119) Test Company: E.S. Pearson* Score Range: 15-75	All enrolled students who have completed all nonclinical courses, 2023-24									
	Other enrolled students, 2023-24									
	All program completers, 2023-24						2			
	All program completers, 2022-23						2			
	All program completers, 2021-22						1			

Single Assessment Institution-Level Pass Rate Data: Alternative Teacher Preparation Program Within IHE


	HEOA - Title II 2023 - 2024 Academic Year
	Institution Name
	Institution Code
	State

University of Tennessee Martin
1844
Tennessee

April 4, 2025

Assessment Information ¹	Group	Number Taking Assessment	Number Passing Assessment	Institutional Pass Rate	Institutional Average Scaled Score	Assessment Cut Score ²	Statewide				
							Number Taking Assessment	Number Passing Assessment	Statewide Pass Rate	Statewide Average Scaled Score	
EDTPA: K-12 PERFORMING ARTS (TPA0021) Test Company: E.S. Pearson* Score Range: 15-75	All enrolled students who have completed all nonclinical courses, 2023-24										
	Other enrolled students, 2023-24										
	All program completers, 2023-24						1				
	All program completers, 2022-23						6				
	All program completers, 2021-22						9				
EDTPA: MIDDLE CHILDHOOD ENGLISH LANGUAGE ARTS (TPA0018) Test Company: E.S. Pearson* Score Range: 15-75	All enrolled students who have completed all nonclinical courses, 2023-24										
	Other enrolled students, 2023-24										
	All program completers, 2023-24						1				
	All program completers, 2022-23						4				
	All program completers, 2021-22						2				
EDTPA: MIDDLE CHILDHOOD HISTORY-SOCIAL STUDIES (TPA0019) Test Company: E.S. Pearson* Score Range: 15-75	All enrolled students who have completed all nonclinical courses, 2023-24										
	Other enrolled students, 2023-24						1				
	All program completers, 2023-24										
	All program completers, 2022-23	1				40	2				
	All program completers, 2021-22						2				
EDTPA: MIDDLE CHILDHOOD MATHEMATICS (TPA0016) Test Company: E.S. Pearson* Score Range: 15-75	All enrolled students who have completed all nonclinical courses, 2023-24										
	Other enrolled students, 2023-24						1				
	All program completers, 2023-24						6				
	All program completers, 2022-23						20	20	100%	46	
	All program completers, 2021-22						9				


Single Assessment Institution-Level Pass Rate Data: *Alternative Teacher Preparation Program Within IHE*

	HEOA - Title II 2023 - 2024 Academic Year	
	Institution Name	University of Tennessee Martin
	Institution Code	1844
	State	Tennessee

April 4, 2025

Assessment Information ¹	Group	Number Taking Assessment	Number Passing Assessment	Institutional Pass Rate	Institutional Average Scaled Score	Assessment Cut Score ²	Statewide				
							Number Taking Assessment	Number Passing Assessment	Statewide Pass Rate	Statewide Average Scaled Score	
EDTPA: MIDDLE CHILDHOOD SCIENCE (TPA0017) Test Company: E.S. Pearson* Score Range: 15-75	All enrolled students who have completed all nonclinical courses, 2023-24										
	Other enrolled students, 2023-24										
	All program completers, 2023-24						2				
	All program completers, 2022-23						3				
	All program completers, 2021-22						5				
EDTPA: PHYSICAL EDUCATION (TPA0011) Test Company: E.S. Pearson* Score Range: 15-75	All enrolled students who have completed all nonclinical courses, 2023-24						1				
	Other enrolled students, 2023-24						3				
	All program completers, 2023-24						2				
	All program completers, 2022-23						10	6	60%	40	
	All program completers, 2021-22						5				
EDTPA: SECONDARY ENGLISH LANGUAGE ARTS (TPA0003) Test Company: E.S. Pearson* Score Range: 15-75	All enrolled students who have completed all nonclinical courses, 2023-24										
	Other enrolled students, 2023-24						2				
	All program completers, 2023-24						10	10	100%	47	
	All program completers, 2022-23						27	27	100%	49	
	All program completers, 2021-22	1				40	33	33	100%	48	
EDTPA: SECONDARY HISTORY-SOCIAL STUDIES (TPA0004) Test Company: E.S. Pearson* Score Range: 15-75	All enrolled students who have completed all nonclinical courses, 2023-24										
	Other enrolled students, 2023-24										
	All program completers, 2023-24						4				
	All program completers, 2022-23	2				40	17	17	100%	46	
	All program completers, 2021-22	1				40	22	21	95%	44	

Single Assessment Institution-Level Pass Rate Data: *Alternative Teacher Preparation Program Within IHE*


	HEOA - Title II 2023 - 2024 Academic Year
	Institution Name
	Institution Code
	State

University of Tennessee Martin
1844
Tennessee

April 4, 2025

Assessment Information ¹	Group	Number Taking Assessment	Number Passing Assessment	Institutional Pass Rate	Institutional Average Scaled Score	Assessment Cut Score ²	Statewide			
							Number Taking Assessment	Number Passing Assessment	Statewide Pass Rate	Statewide Average Scaled Score
EDTPA: SECONDARY MATHEMATICS (TPA0005) Test Company: E.S. Pearson* Score Range: 15-75	All enrolled students who have completed all nonclinical courses, 2023-24									
	Other enrolled students, 2023-24						1			
	All program completers, 2023-24	2				40	3			
	All program completers, 2022-23						18	13	72%	42
	All program completers, 2021-22	1				40	20	18	90%	43
EDTPA: SECONDARY SCIENCE (TPA0006) Test Company: E.S. Pearson* Score Range: 15-75	All enrolled students who have completed all nonclinical courses, 2023-24									
	Other enrolled students, 2023-24						1			
	All program completers, 2023-24						4			
	All program completers, 2022-23	1				40	22	19	86%	44
	All program completers, 2021-22						27	27	100%	46
EDTPA: SPECIAL EDUCATION (TPA0012) Test Company: E.S. Pearson* Score Range: 15-75	All enrolled students who have completed all nonclinical courses, 2023-24						4			
	Other enrolled students, 2023-24						3			
	All program completers, 2023-24	1				40	18	15	83%	43
	All program completers, 2022-23	4				40	62	58	94%	45
	All program completers, 2021-22	1				40	65	64	98%	45
EDTPA: VISUAL ARTS (TPA0015) Test Company: E.S. Pearson* Score Range: 15-75	All enrolled students who have completed all nonclinical courses, 2023-24						1			
	Other enrolled students, 2023-24									
	All program completers, 2023-24						1			
	All program completers, 2022-23						9			
	All program completers, 2021-22						8			

Single Assessment Institution-Level Pass Rate Data: Alternative Teacher Preparation Program Within IHE

	HEOA - Title II 2023 - 2024 Academic Year
	Institution Name University of Tennessee Martin
	Institution Code 1844
	State Tennessee

April 4, 2025

Assessment Information ¹	Group	Number Taking Assessment	Number Passing Assessment	Institutional Pass Rate	Institutional Average Scaled Score	Assessment Cut Score ²	Statewide			
							Number Taking Assessment	Number Passing Assessment	Statewide Pass Rate	Statewide Average Scaled Score
EDTPA: WORLD LANGUAGES (TPA0020) Test Company: E.S. Pearson* Score Range: 13-65	All enrolled students who have completed all nonclinical courses, 2023-24	1				35	1			
	Other enrolled students, 2023-24						1			
	All program completers, 2023-24						1			
	All program completers, 2022-23						17	11	65%	37
	All program completers, 2021-22						8			
MATHEMATICS (MIDDLE GRADES AND EARLY SECONDARY) (ESP0105) Test Company: E.S. Pearson* Score Range: 100-300	All enrolled students who have completed all nonclinical courses, 2023-24									
	Other enrolled students, 2023-24									
	All program completers, 2023-24									
	All program completers, 2022-23						2			
	All program completers, 2021-22						1			
MATHEMATICS (ESP0304) Test Company: E.S. Pearson* Score Range: 100-300	All enrolled students who have completed all nonclinical courses, 2023-24									
	Other enrolled students, 2023-24									
	All program completers, 2023-24									
	All program completers, 2022-23	1				220	9			
	All program completers, 2021-22						3			

Note: In cases where there are less than ten students taking the assessment or license/certificate, the number passing and pass rate are not reported.

¹Tests with multiple delivery options (computer, paper, etc.) will be noted with the assessment code for one format only.

²Cut scores may vary for groups depending upon when the cut scores are established by the state and when each group completed their teacher certification or licensure assessment.

*Questions regarding tests listed by this testing company must be addressed to your state Title II Coordinator.